
Annual Report



Love Life. Live Healthy.

2022

619 West Marion Road, Suite B, Mount Gilead, Ohio 43338

Phone: 419-947-1545 | Fax: 419-946-6807

Online: www.morrowcountyhealth.org

A NOTE FROM THE HEALTH COMMISSIONER

Dear Morrow County,

I am pleased to present the 2022 Annual Report for the Morrow County Health District. As always, you will find a summary of your Health District's work and financials for the past year.

As we navigated our way through another year of the COVID-19 pandemic, public health response shifted to a new routine of COVID booster shots and case tracking. Our nursing staff continued to develop current public health programs. They were also able to secure new grants that allow for expansion of services. The environmental health team kept busy with licensures, permits, and inspections, and our three environmental health specialists in training continued to hone their skills and knowledge as they prepare for future testing.

In 2022, we were able to participate in more outreach in the community at various events. We also were able to launch our new website! It is much more user-friendly, for both the public and for the agency. After the long process, delays, and interruptions, we were able to show that we meet the national standards of public health performance. I am so very proud to say that our hard work paid off, because on November 4, 2022, MCHD officially achieved PHAB Accreditation!

MCHD is excited for 2023 and what we can do to better serve Morrow County. We will keep moving forward through this next year as we have before...together.

On behalf of everyone at MCHD, we thank you for your continued support, and look forward to serving you throughout the next year!

Stay safe and healthy,



Stephanie Bragg, RN, BSN, MHA
Health Commissioner



Vision

Morrow County: Living Well in a Healthy Community

Mission

To protect the health of Morrow County by preventing disease and injury, and promoting healthy choices through leadership, education, and collaboration.

MORROW COUNTY BOARD OF HEALTH

The Morrow County Board of Health is the governing body of the Morrow County Health District. Each member of the Board is appointed for a five year term by the District Advisory Council. The purpose of the Board of Health is to represent the county's best interests in disease prevention policy and governance. The Board operates as a single unit, and makes decisions by majority vote. Board of Health powers and authority can be found in Chapters 3707 and 3709 of the Ohio Revised Code.

Morrow County Board of Health - 2022

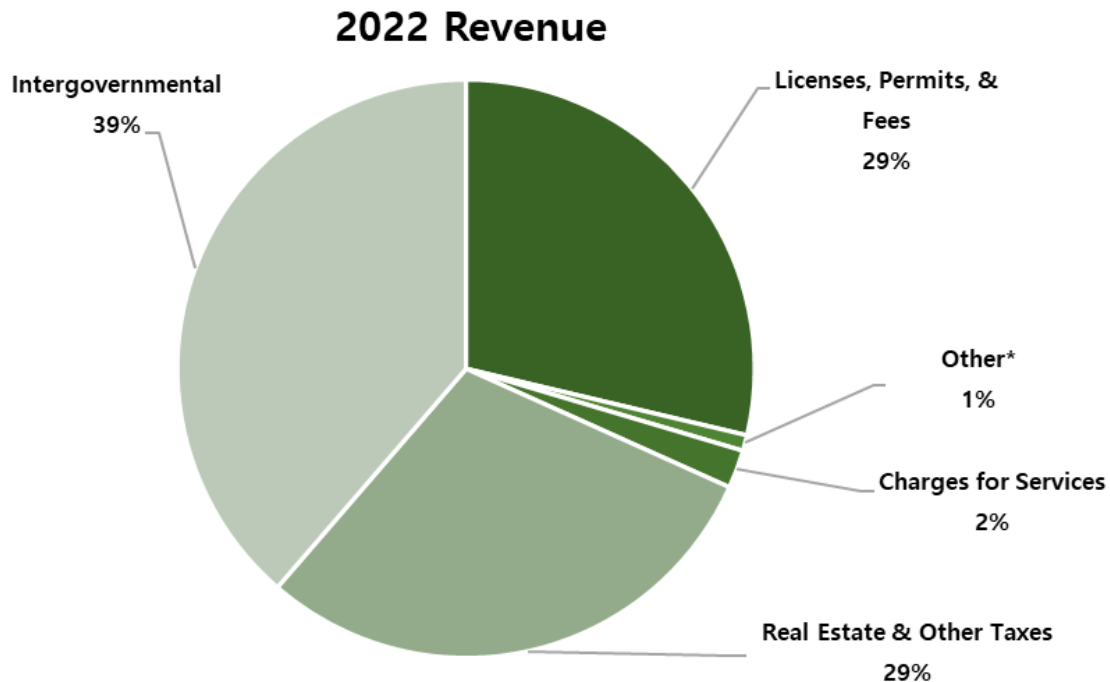
Dr. Martha Mooney, DVM - President	Term Ends 2025
Shad Gallogly - President Pro Tempore	Term Ends 2023
Holly Trainer, RPh	Term Ends 2024
Dr. David Zaghloul, DO	Term Ends 2026
Megan Rockas	Term Ends 2027

The Board of Health meets the 3rd Monday of each month at 6:00 pm in the Community Services Building.

MORROW COUNTY HEALTH DISTRICT STAFF

Division	Employee	Title	Extension
Administration	Stephanie Bragg, RN, BSN, MHA	Health Commissioner	308
	Jill Thompson	Fiscal Specialist	311
	Karrie Hursey	Human Resources Coordinator	301
	Lynne Keeseey	Registrar	312
	Teresa Hoffman	Administrative Assistant	327
Environmental Health	Stephanie Zmuda, REHS	Environmental Health Director	324
	Victoria (Tory) Miller, REHSIT	EH Specialist-In-Training	320
	Michaela Byler, REHSIT	EH Specialist-In-Training	325
	Daniel Huddleston, REHSIT	EH Specialist-In-Training	306
Nursing	Morgan Shirley, RN, BSN	Director of Nursing	318
	Jessica Garver, RN, BSN	Clinic Services Coordinator	326
	Nicole Moseley, RN, MPH	Epidemiologist/Public Health Nurse	323
	Kelly Worstell, RN, BSN	Help Me Grow Coordinator	322
	Annette Goodrich, LPN	Licensed Practical Nurse	302
	Traci Bakewell, RN, NP	Nurse Practitioner	327

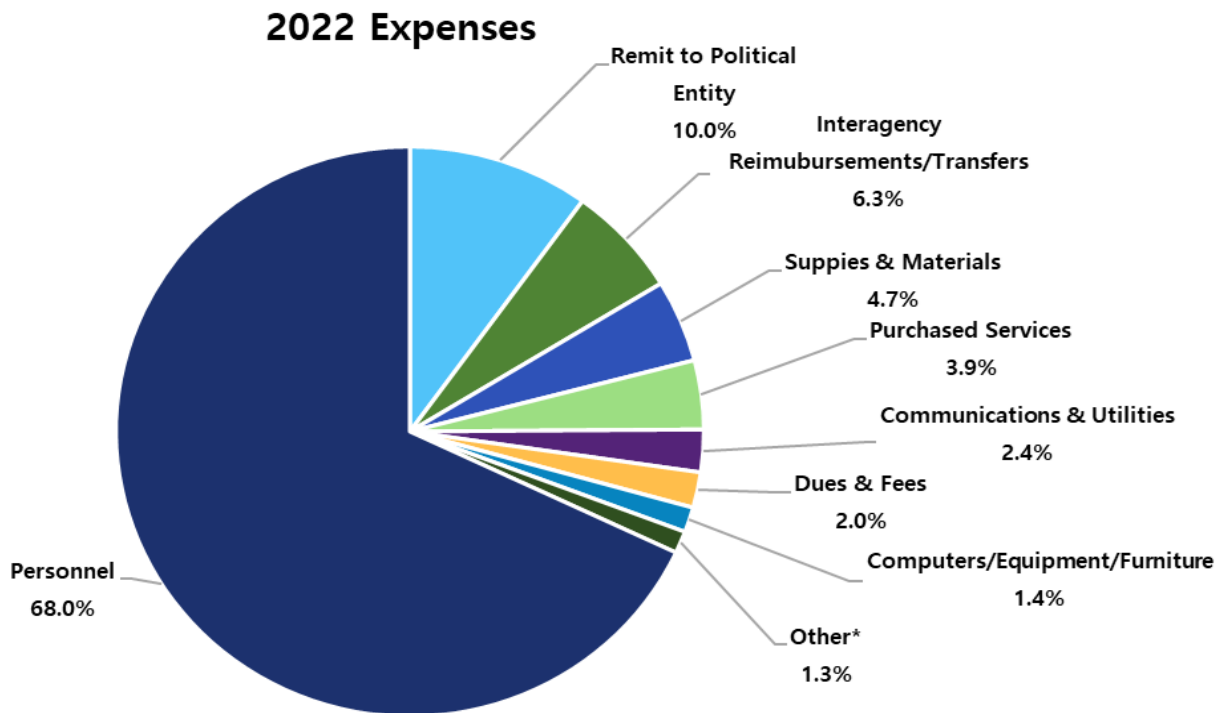
FISCAL



**Other includes Investment Incomes, Contributions & Donations, Fines & Forfeitures, and Other Misc.*

2022 Revenue	
Intergovernmental	\$ 523,924.44
Licenses, Permits & Fees	\$ 388,941.94
Real Estate & Other Taxes	\$ 401,568.71
Charges for Services	\$ 29,002.00
Interagency Reimbursements/Transfers	\$ 57,054.96
Investment Incomes	\$ 2,602.20
Contributions & Donations	\$ 6,760.88
Fines & Forfeitures	\$ 1,204.69
Other Misc.	\$ 1,436.63
Total	\$ 1,412,496.45

FISCAL



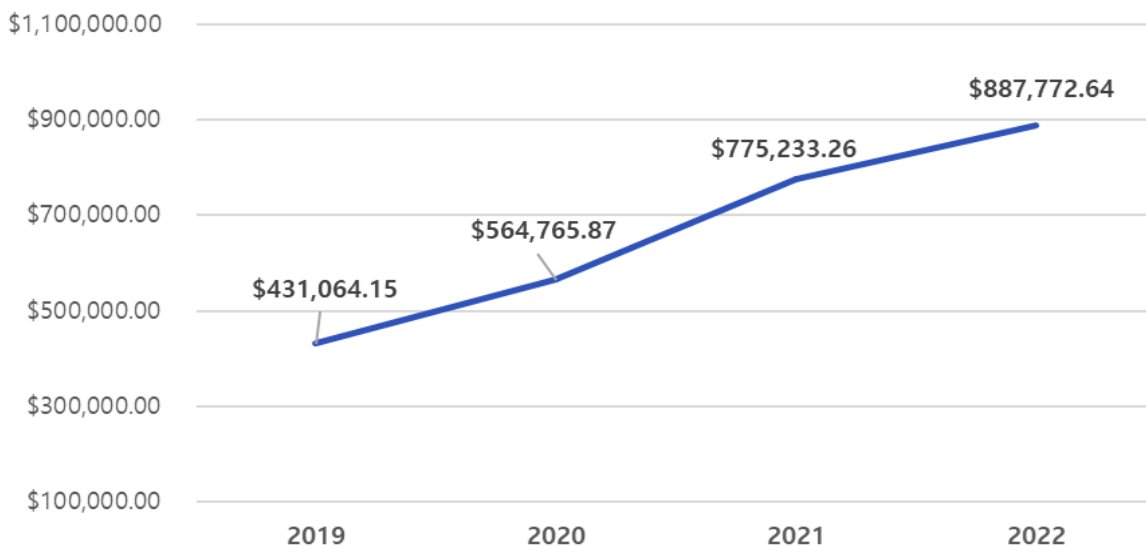
**Other includes Levy Expenses, Insurance & Bonding, and Refunds*

2022 Expenses	
Personnel	\$ 896,119.42
Remit to Political Entity	\$ 131,669.78
Supplies & Materials	\$ 61,496.47
Computers, Equipment & Furniture	\$ 18,704.34
Purchased Services	\$ 51,576.75
Communications & Utilities	\$ 31,658.14
Interagency Reimbursements/Transfers	\$ 83,088.50
Dues & Fees	\$ 26,560.93
Levy Expenses	\$ 10,287.64
Insurance & Bonding	\$ 5,074.00
Refunds	\$ 1,162.14
Total	\$ 1,317,398.11

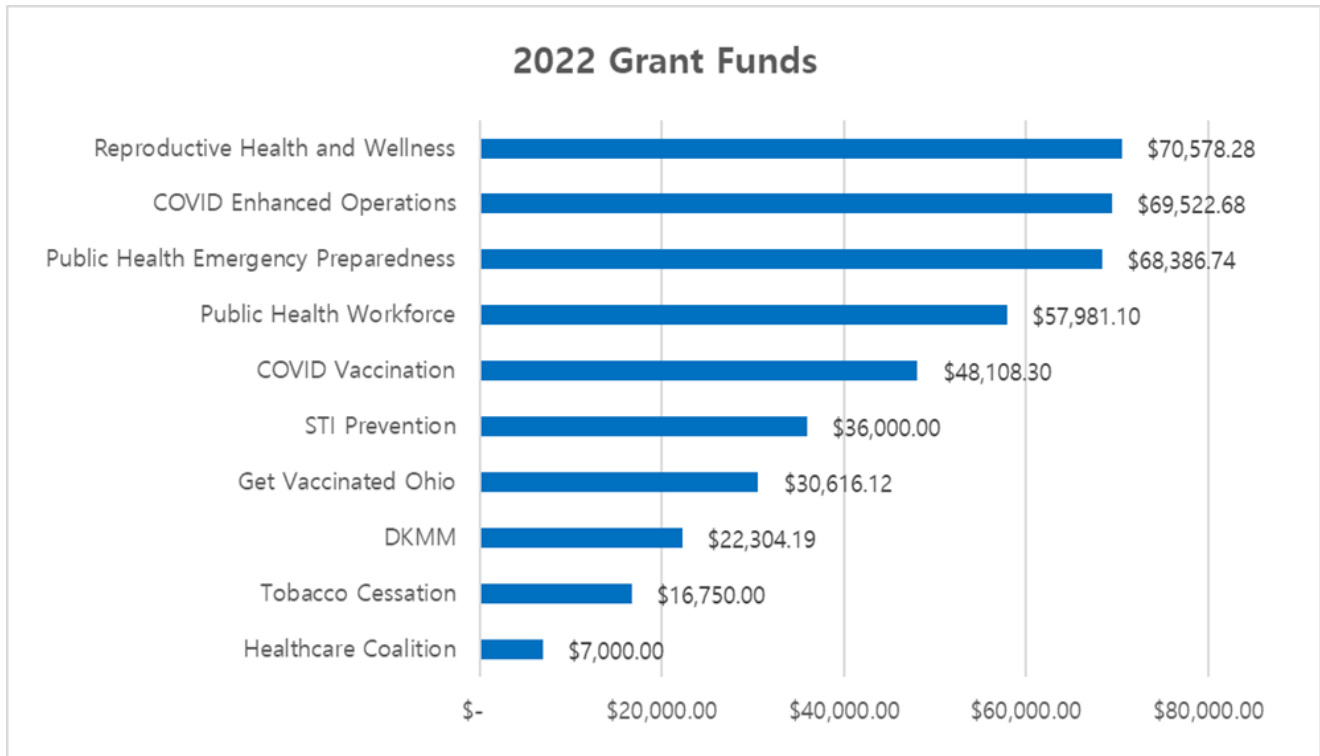
FISCAL

CASH BALANCE 2022 vs. 2021				
Funds	Description	Ending 12/31/2021	Ending 12/31/2022	Difference Between 2021 vs. 2022 (As of 12/31/22)
8515	Public Health Workforce	\$ -	\$ 7,098.78	\$ 7,098.78
8545	Solid Waste Revolving Loan Fund	\$ -	\$ -	\$ -
8546	CD&D Landfill	\$ 5,099.00	\$ 5,099.00	\$ -
8547	CD&D Processing Facility	\$ -	\$ 1,750.00	\$ 1,750.00
8548	OEPA Sewage Grant	\$ 1.00	\$ 1.00	\$ -
8550	General Health District	\$ 257,973.52	\$ 284,250.31	\$ 26,276.79
8552	Food Safety	\$ 44,037.78	\$ 49,386.25	\$ 5,348.47
8553	RV Parks & Campgrounds	\$ 16,329.60	\$ 23,269.00	\$ 6,939.40
*8554	Covid19 Vaccination	\$ -	\$ 7,779.19	\$ 7,779.19
8555	Private Water Systems	\$ 21,034.47	\$ 28,405.73	\$ 7,371.26
8556	Household Sewage Treatment Systems	\$ 176,628.08	\$ 211,440.98	\$ 34,812.90
8557	CEBCO Wellness	\$ 7,065.02	\$ 3,947.34	\$ (3,117.68)
8564	Get Vaccinated Ohio	\$ 23,159.44	\$ 4,621.34	\$ (18,538.10)
8565	Public Swimming Pools & Spas	\$ 10,340.18	\$ 15,078.83	\$ 4,738.65
8568	Solid Waste Enforcement	\$ 30,582.28	\$ 35,156.89	\$ 4,574.61
8569	Reproductive Health & Wellness	\$ 89,771.29	\$ 91,346.82	\$ 1,575.53
*8570	Covid19 Enhanced Operations	\$ 10,000.00	\$ 15,861.36	\$ 5,861.36
*8574	Covid19 Coronavirus Response	\$ 59,988.47	\$ 58,072.72	\$ (1,915.75)
8575	PH Emergency Preparedness	\$ 93,211.60	\$ 79,814.33	\$ (13,397.27)
8576	Covid19 Contact Tracing	\$ 16,112.69	\$ 4,202.66	\$ (11,910.03)
*8577	Covid19 Vaccine Needs Assessment	\$ 0.05	\$ 0.05	\$ -
*8578	Covid19 Vaccine Equity Supplement	\$ 36,766.90	\$ 23,713.75	\$ (13,053.15)
8579	Central Ohio Trauma System	\$ -	\$ 5,337.51	\$ 5,337.51
8580	Tobacco Use Prevention & Cessation	\$ -	\$ 10,111.05	\$ 10,111.05
8581	Innovative Approaches to STI Prevention	\$ -	\$ 27,454.82	\$ 27,454.82
Total Cash Balances		\$ 898,101.37	\$ 993,199.71	\$ 95,098.34
* COVID Grant Funding				
Cash Balances WITHOUT COVID Grant Funding		\$ 775,233.26	\$ 887,772.64	\$ 112,539.38

End of Year Cash Balance Without COVID Funds



GRANTS MANAGEMENT



In 2022, MCHD managed 10 different grants for a total of \$427,247.41. Participating in these grant opportunities allow us to implement important programs that benefit our community.



MCHD Grants - 2022	
Reproductive Health and Wellness	Provides family planning and wellness services for women and men
COVID Enhanced Operations	Provides for COVID response activities
Public Health Emergency Preparedness	Provides for emergency planning and preparedness activities
Public Health Workforce	Provides for workforce expansion and development
COVID Vaccination	Provides for COVID vaccination activities
STI Prevention	Provides for STI testing and treatment for underserved people
Get Vaccinated Ohio	Provides for activities to increase childhood vaccine rates
DKMM	Provides for solid waste nuisance clean up and enforcement
Tobacco Cessation	Provides education and tools to quit tobacco use
Healthcare Coalition	Provides community preparedness resources for participating partners

ENVIRONMENTAL HEALTH

Recreational Program Licenses

Permanent Camps Licensed	11
Temporary Camps Licensed	3
Pools Licensed	17
Bathing Beaches Licensed	3

Our EH team licenses and inspects Morrow County's campgrounds, swimming pools, beaches, and body art facilities for health and safety hazards.

**Body Art
Shop
Licenses
Issued**

2

EH staff issues permits for private wells and collects water samples for testing to ensure safe water for drinking and recreation.

**Private Well
Permits
Issued**

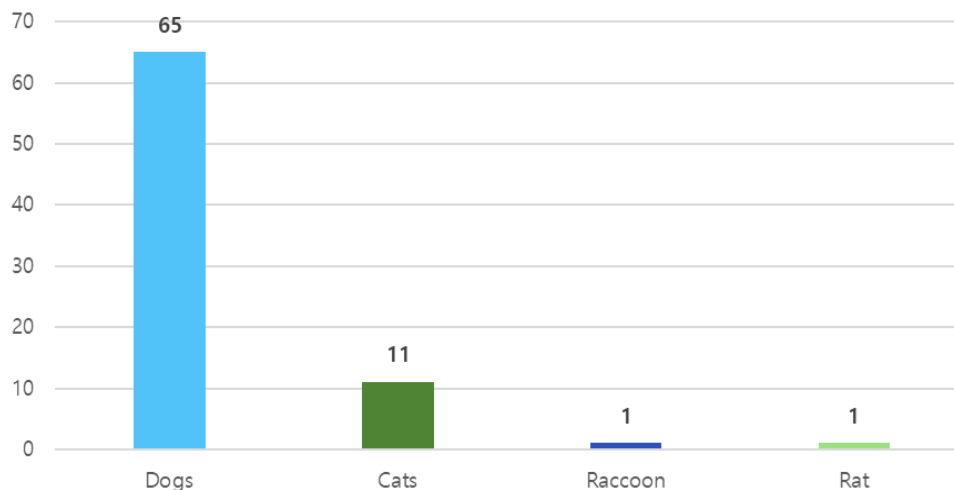
50



**Water
Samples
Collected**

118

2022 Rabies Investigations



We follow up on complaints about issues that can make our community sick, including public health nuisances and possible rabies exposures.

There were 0 positive animal rabies cases in 2022.

Nuisance Investigations

Complaints Investigated (Total)	22
• Solid Waste Nuisance Complaints	11
• Sewage Nuisance Complaints	7
• Food Complaints	1



ENVIRONMENTAL HEALTH

Sewage Treatment System Permits

STS Permits Issued (Total)	137
• New Permits	87
• Replacement Permits	34
• Alteration Permits	16

MCHD issues permits for household septic systems. EH staff performs inspections to make sure that the systems are installed properly, and are working as designed.

**Sewage Treatment System Inspections**

STS Inspections Completed (Total)	252
• Final Inspections	124
• 12-Month Inspections	128

MCHD issues operating licenses for Morrow County restaurants and food facilities. Our EH staff conduct inspections according to the rules set by Ohio's Departments of Health and Agriculture. These rules are in place to prevent foodborne illness.

Food Safety Program Licenses

Food Licenses Issued (Total)	378
• Retail Foods	59
• Food Service Operations	167
• Temp. Food Service Operations	45
• Mobiles	105
• Vending	2

Food Safety Program Inspections

Food Inspections Completed (Total)	405
------------------------------------	------------

**#1 Food Safety
Violation
Date Marking**

**Food Safety
Administrative
Conferences
Held
1**

Food Safety Administrative Conferences are held when a licensed food facility has repeated food safety violations. The goal of a conference is to work with the licensee on a plan to fix the problems.

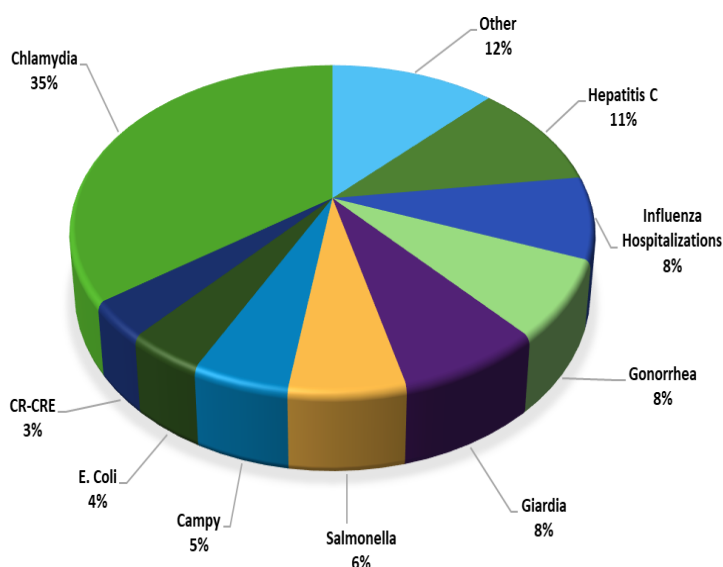


NURSING

Our Nursing division monitors and investigates reportable diseases in Morrow County that can impact the health of our community.



2022 COMMUNICABLE DISEASES REPORTED*

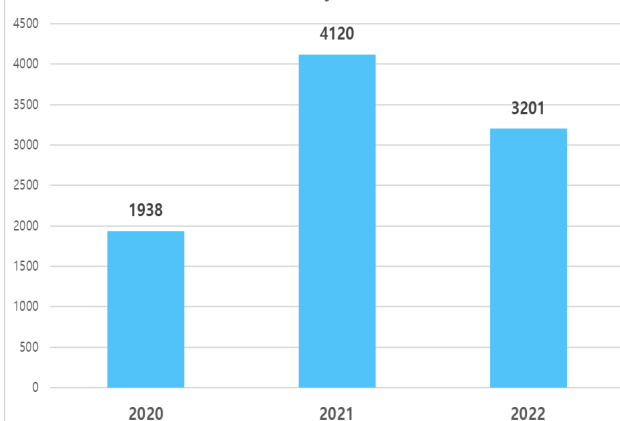


Communicable Disease Report 2022*

Disease	Total
Bacterial Meningitis, not meningococcal	1
Campy	10
Chlamydia	69
CP-CRE	7
Crypto	1
E. Coli	8
Giardia	15
Gonorrhea	15
Hep B, Acute	1
Hep B, Chronic	4
Hep C, Chronic	21
Influenza, hosp	16
Invasive Group A Strep (IGAS)	1
Invasive Strep Pneum (non resistant/unk)	4
Legionella	2
Lyme	4
Monkeypox	2
Salmonella	12
Syphilis	4
Yersiniosis	1
Total Cases	198

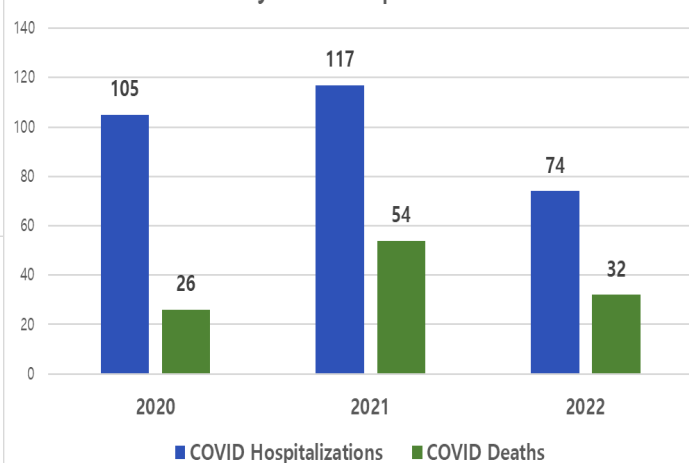
*Data does not include COVID-19 cases

Morrow County COVID Cases



MCHD continues to monitor and track COVID cases, hospitalizations, and deaths throughout Morrow County

Morrow County COVID Hospitalizations and Deaths



NURSING

Immunization Program	
Adult Immunizations Given (Non-COVID)	137
Child Immunizations Given (Non-COVID)	400
COVID-19 Immunizations Given	647

We provide vaccinations by appointment for children and adults in our immunization clinic. Our nurses also held special clinics to provide COVID-19 vaccinations and boosters.



We offer TB skin tests by appointment, and we provide follow up and referrals for positive results.

Reproductive Health Visits

68

STI Grant Clinic

Number of Clinics Held	11
Clients Seen	51

TB Tests

46



MCHD nurses are able to provide reproductive health services, and STI testing and treatment for men and women due to grants received from the Ohio Department of Health. These grants allow us to offer services to everyone, regardless their ability to pay.

Help Me Grow Program	
Home Visits with Parents as Teachers	211
Phone and Drop Off Visits	19

Our public health nurses administer numerous programs that help benefit the children in our community.

Foster Care Screenings

3

Children with Medical Handicaps Clients

151

Ohio Buckles Buckeyes Program

Convertible Car Seats Given	19
Booster Car Seats Given	1

VITAL STATISTICS

Vital Statistics Issuances	
Birth Certificates Issued	638
Home Births Registered	31
Death Certificates Issued	916
Burial Permits Issued	13

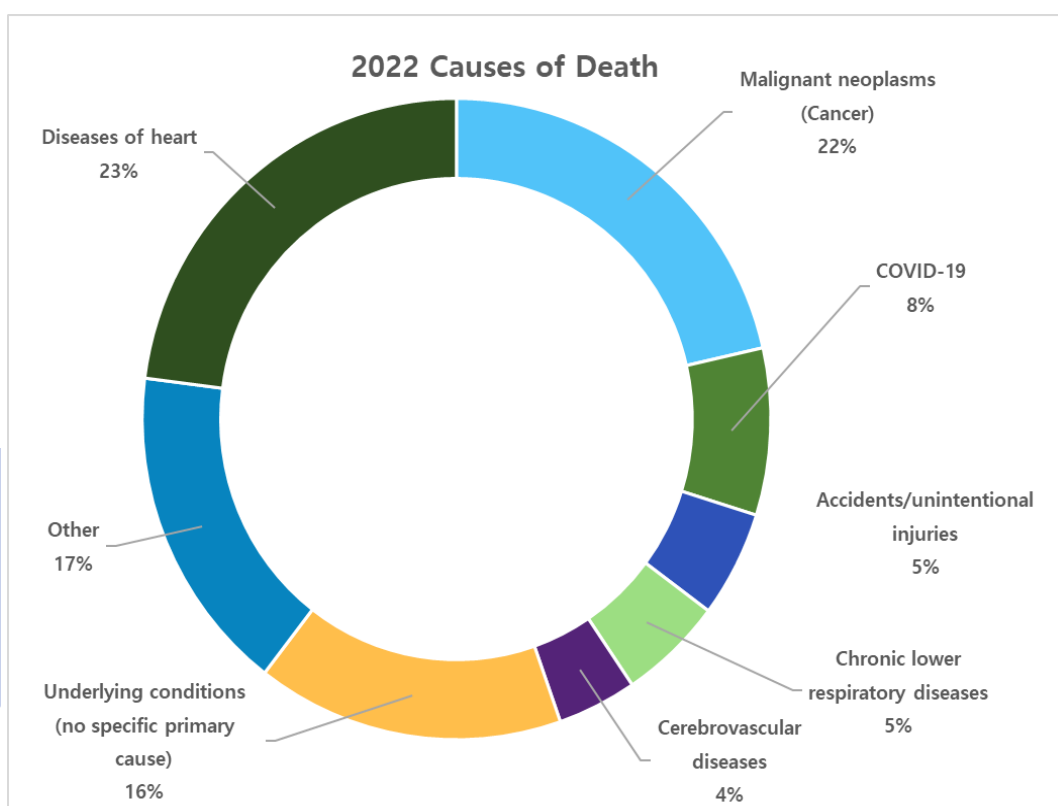
MCHD issues birth and death certificates, registers home births, and issues burial permits through our Vital Statistics program. We also monitor birth and death data to help prioritize public health initiatives in our community.

**Morrow
County
Resident
Births**

364

**Morrow
County
Resident
Deaths**

392



Morrow County Leading Cause of Death By Year

2019	Cancer	28%
2020	Heart Disease	26%
2021	Cancer	22%
2022	Heart Disease	23%



**Vital Statistics data is collected from the Ohio Department of Health Data Warehouse*